


Overview

MT75 is a new generation of remote meter which can monitor the EPEVER solar charge controller and inverter on one screen at the same time. This product provides multiple solutions to fit different requirements from off-grid users.



Features

- Dual RJ45 communication ports
- 4.7-inch LCD screen, real-time dynamic display of system data
- Visually error codes, timely notification of warnings and faults
- Load ON/OFF button to control the load output directly
- Dry contact output and enable switch design
- Remote control inverter ON or OFF
- Friendly connect with different EPEVER devices

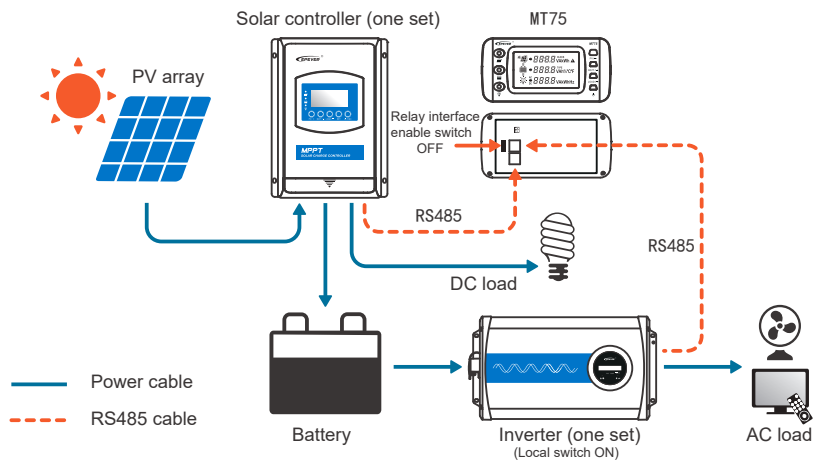
Recommended Applications

1. Standard Application

1) Advantages

MT75 monitors the operational status and error codes of the solar controller and inverter at the same time. The load ON/OFF button controls the inverter start or stop, which can effectively reduce the loss of the inverter and extend the lifetime of the system.

2) Connection Diagram

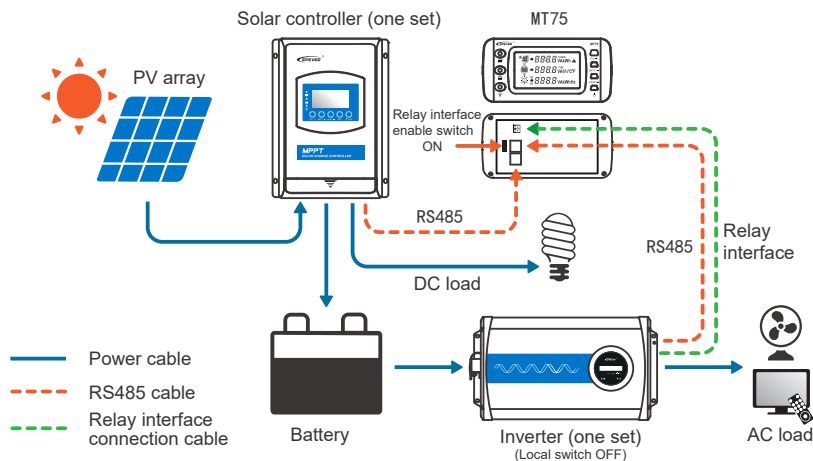


2. Upgrade Application

1) Advantages

MT75 monitors the operational status and error codes of the solar controller and inverter at the same time. The load ON/OFF button controls the inverter start or stop, which can effectively reduce the loss of the inverter and extend the lifetime of the system.

2) Connection Diagram



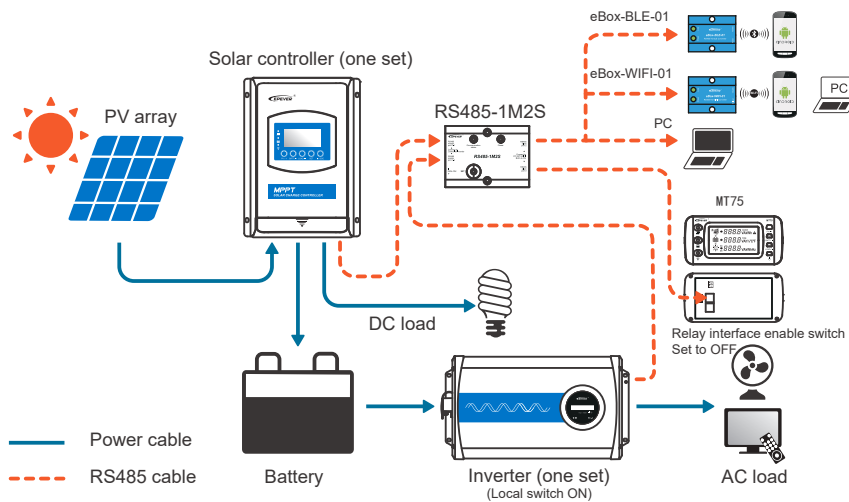
Recommended Applications

3. Advanced Application

1) Advantages

With the RS485-1M2S module, the MT75 not only can monitor the operational status of the solar controller and inverter, but it also can connect with external WIFI, Bluetooth module, or PC. The parameter settings and operational status monitoring can be collected by phone APP or PC software. MT75 can also control the output of AC and DC loads by one button in this application.

2) Connection Diagram

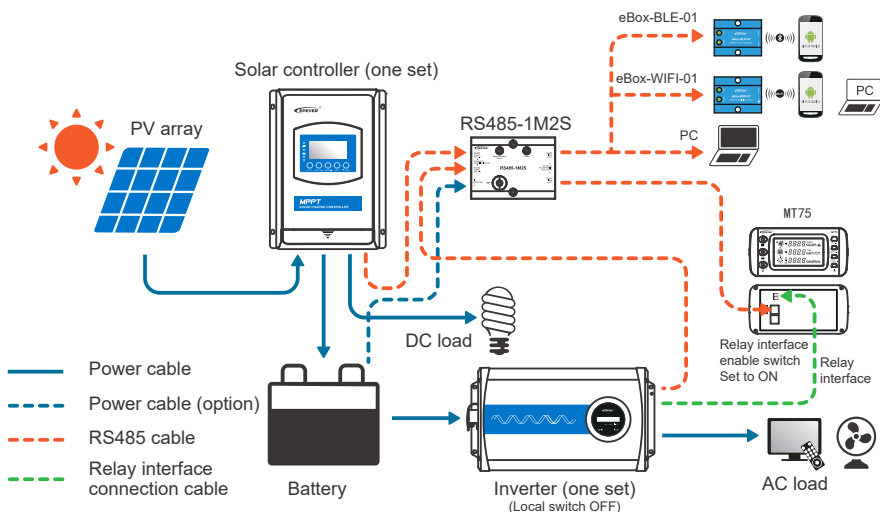


4.Pro. Application

1) Advantages

With the RS485-1M2S module, the MT75 not only can monitor the operational status of the solar controller and inverter, but it also can connect with external WIFI, Bluetooth module, or PC. The parameter settings and operational status monitoring can be collected by phone APP or PC software. MT75 can also remotely control the inverter start or stop, which effectively prolongs the system's lifetime.

2) Connection Diagram



Technical Specifications

Item	MT75	
Compatible products	Controller	XTRA-N series/TRIRON series/ Tracer-AN series/Tracer-BN series Note: Required cables for the above products are shipped with MT75.
		iTracer-AD series/iTracer-ND series Note: Required cables for the above products need additional purchase.
	Inverter	IPower series(1kw or above, suitable for applicatfon 1/3)/ IPower-Plus series/NPower series/SHI series
Voltage supply	5VDC	
Power supply methods	Solar controller communication port Inverter communication port	
LCD visual angle	12' clock	
LCD backlight	Yes	
Installation methods	Wall/surface mounting installation	
Self-consumption	14mA/5V(no backlight) 26mA/5V(backlight)	
Working temperature	-20°C ~ +65°C	
Storage temperature	-20°C ~ +80°C	
Dimension	193x94.6x48mm (base) 193x85.2x23mm (no base)	
Mounting size	175x50mm(base) 176mm(no base)	
Mounting hole size	φ5mm(base) φ4.3mm(no base)	
Net Weight	0.29Kg(base) 0.22Kg(no base)	